







Beatriz Nascimento Figueiredo
 Lebre Martins¹ 
 Ana Carolina Prado Ribeiro^{2,3} 
 Thaís Bianca Brandão^{2,3} 
 Alan Roger Santos-Silva¹ 
 Kiran Lukose⁴ 
 César Augusto Migliorati^{5,*} 

History of e-cigarettes use must be part of the dental patient records

Abstract:

Recent studies have highlighted a significant global increase in e-cigarette use, particularly among young adults. This narrative review targets the important topics related to e-cigarettes that should be introduced to dental professionals to review current knowledge of e-cigarettes, the impact on human health and the environment, and suggest incorporating this information into the dental school curriculum. Available literature was identified through searches of Medline/PubMed, SCOPUS, EMBASE, reference lists, and books, and was reviewed. The review showed that e-cigarettes are being used by young people who never smoked, and that the device may not be an effective form of tobacco cessation. It revealed the burden of the device on human health and the oral cavity, and the environment, suggesting the need to incorporate this information in the dental history forms. The findings suggest that there is a need to educate dental students on how to take history on patients who use e-cigarettes and how to counsel their patients.

Keywords: Electronic cigarettes; E-cigarette; Electronic nicotine delivery systems; Tobacco; Health, environment.

INTRODUCTION

Recent studies have shown significant growth in e-cigarette users worldwide, especially among young adults¹. The initial purpose of the device was to be an alternative less harmful than conventional cigarettes, and a promising way to help smoking cessation¹. However, growing evidence suggests that e-cigarettes are being abused by young non-smokers and are not helping smokers with smoke cessation¹. Moreover, there is evidence in the literature of the negative burden of the product on human health²⁻⁵ and the environment^{6,7}.

Statement of Clinical Significance

Recent studies have shown a significant increase in e-cigarette use worldwide, particularly among young adults. This narrative review focuses on key topics regarding e-cigarettes that should be introduced to dental professionals. We also suggest new methods for documenting patients' vaping habits in dental records. With this knowledge, dental students and practitioners can educate their patients more effectively. Additionally, to better understand the health impacts of e-cigarettes, it is crucial to document vaping habits and provide proper education and counseling to patients.

The present narrative review focused briefly on the history about e-cigarettes development and the objectives of the device. It presents aspects of the myriads of devices available to the consumer and their contents. The main focus of the review is on the importance of health educators' role in providing dental students and providers with skills on how to take histories from patients using e-cigarettes and learn the important steps of counseling patients⁸. Although we have developed excellent skills to take histories of tobacco use, the addition in our history-taking protocols of e-cigarettes use and vaping is still lacking. The need for this type of education cannot be

¹State University of Campinas, Piracicaba Dental School, Oral Diagnosis Department – Piracicaba (SP), Brazil.

²Instituto do Câncer do Estado de São Paulo, Dental Oncology Service – São Paulo (SP), Brazil.

³Hospital Sírio-Libanês, Oral Medicine Service – São Paulo (SP), Brazil.

⁴University of Florida, College of Medicine – Gainesville (FL), USA.

⁵University of Florida, College of Dentistry – Gainesville (FL), USA.

Correspondence to: E-mail: c.migliorati@dental.ufl.edu

Received on October 16, 2024. Accepted on November 28, 2024

<https://doi.org/10.5327/2525-5711.270>



overemphasized, when one considers the damage regular smoking has caused on humans and all the years that it is taking for health providers and administrators to change the scenario. We have a timely opportunity to prevent a similar health problem caused by regular smoking, by educating young health professionals about e-cigarettes and vaping and the damage it can cause to human health and the environment.

Search strategy and selection criteria

References used in this narrative review were identified through searches of Medline/PubMed (US National Library of Medicine, Bethesda, USA), SCOPUS (Elsevier, Amsterdam, The Netherlands), and EMBASE (Elsevier, Amsterdam, The Netherlands) with the search terms “history”, “origin”, “electronic cigarette”, “electronic cigarettes”, “e-cigarette”, “e-cigarettes”, “electronic nicotine delivery”, “vaping”, “nicotine vaping products”, “electronic nicotine delivery systems”, “e-cigs”, “e-hookahs”, “mods”, “vape pens”, “vapes”, “tank systems”, “ENDS”, without date restriction. Articles were also identified through searches of the authors’ files, reference lists, and books. Only papers published in English and Portuguese were reviewed. Two authors independently reviewed the titles and abstracts of all references identified in the electronic databases and selected the articles that seemed to meet the inclusion criteria. The final reference list was generated based on originality and relevance to the broad scope of this Review.

RESULTS

E-cigarettes anatomy and purpose

E-cigarettes or electronic nicotine delivery systems (ENDS) as they are known today, were created in 2003 in China by the pharmacist Hon Lik⁹. The devices consisted of an internal battery that heated a fluid mixture (e-liquids or e-fluids) stored inside of a cartridge that produced an aerosol, or vapor, without the combustion produced by the burning of tobacco⁹. The purpose of the device was to be an alternative less harmful than conventional cigarettes, and a promising way to help smoking cessation. However, they are not currently approved by the US Food and Drug Administration (FDA) as a quit-smoking aid. The evidence is yet insufficient to recommend the product¹⁰.

There are different generations of e-cigarettes. The first-generation of e-cigarette is physically very

similar to a conventional cigarette. The fourth-generation e-cigarettes, called pods, are devices with different shapes and colors. Figure 1 shows the different generations of e-cigarettes¹¹. Importantly, e-cigarettes can be rechargeable or disposable⁹. The aerosol contains several substances besides water¹². In general, e-cigarettes can contain nicotine in different concentrations, vegetable glycerin, propylene glycol, flavorings, and cannabinoids (CBD and THC)⁹. There are also volatile organic compounds, such as formaldehyde, metals (e.g. tin, silver, iron, nickel), anthracene and more¹³. E-cigarettes are activated by the puff through sensors. Inside there is a battery that supplies power to the atomizer to heat the fluid to over 200 degrees Celsius (392 F). The atomizer is a coil that heats the liquid inside the cartridge and turns it into aerosol particles in the air⁹. Figure 2 shows the e-cigarette anatomy operation¹¹.

E-cigarettes epidemiology

Studies have shown significant growth in e-cigarette users worldwide, especially among youth and young adults¹. Current evidence shows that the age range with the highest percentage of e-cigarette users is between 18 and 24 years¹⁴. The Tobacco Atlas shows that the prevalence of e-cigarette users worldwide in

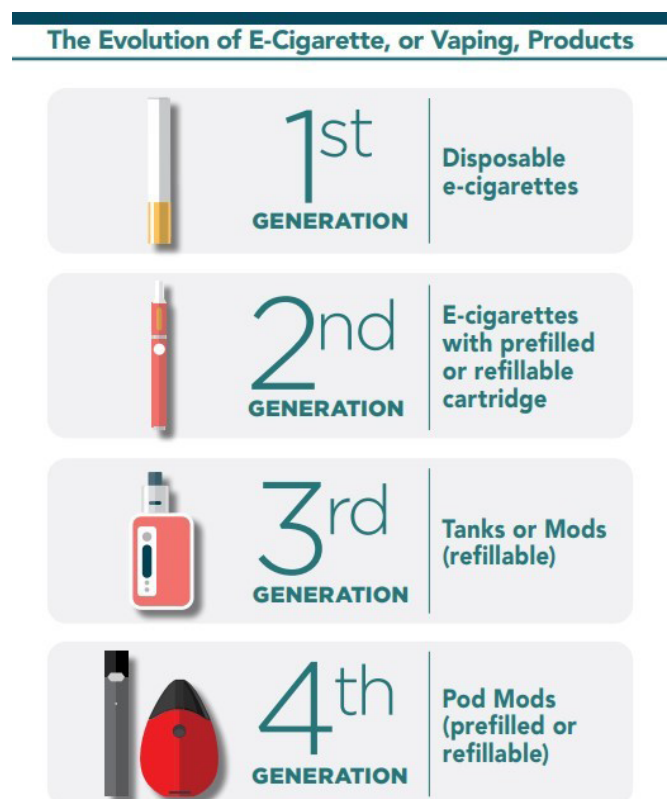


Figure 1. Generations of the e-cigarette¹¹.

Anatomy of an E-Cigarette

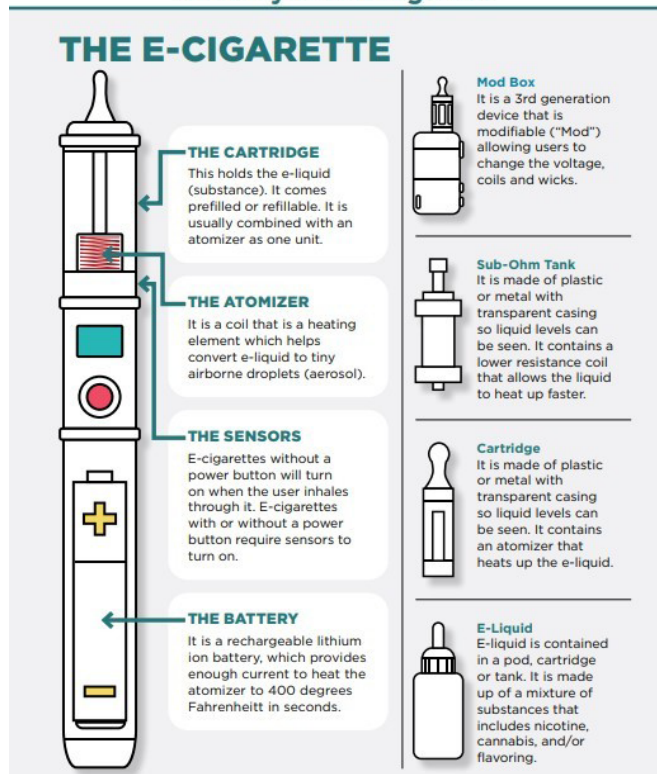


Figure 2. E-cigarette anatomy operation¹¹.

adults ranges from 0.2–10.5%, while the prevalence of young users ranges from 0.7–29.9%¹.

Associated with this growth, the market of e-cigarettes is also growing aggressively using advertisement and social media. Users are being exposed to a variety of new devices, new technologies, and the introduction of new flavors¹⁵. E-cigarettes are sold in different shapes, colors, and models. In addition, there is a wide variety of flavors. These components are very attractive to young people. In fact, curiosity is reported as one of the top reasons to attract e-cigarette users. Affinity toward the taste and smell of e-cigarettes is also a reason for initiating the habit. Adolescents are attracted to the fruity and/or dessert-flavored e-liquids. More than 80% of current users reported flavored e-cigarette use¹⁶. In addition, friends and family users, better price, and more accessibility compared to tobacco cigarettes influence the decision to start the habit¹⁷.

Do e-cigarettes help smoke cessation?

There is an ongoing debate in the literature on whether e-cigarettes help smokers quit. A recent Cochrane systematic review suggested that there is evidence with moderate certainty that e-cigarettes with

nicotine increase smoking cessation rates compared to nicotine replacement therapy (e.g. patch, gum) and e-cigarettes without nicotine¹⁸. However, the authors conclude that more studies are needed. E-cigarettes are not standardized. There are many varieties of the product. Hence, it is extremely difficult to generalize the efficacy of cessation based on clinical trials involving a specific e-cigarette as there are more than 400 different brands¹⁵.

According to the CDC, in the 2020 Surgeon General's Report, for smokers to achieve any real health benefits from e-cigarettes, they would need to stop smoking any tobacco products completely and switch to e-cigarettes in order to achieve health benefits. Nevertheless, this is not what the studies have shown. Dual use means individuals who try to quit smoking cigarettes start using other tobacco products or e-cigarettes but continue to smoke¹⁹. Caraballo et al. reported the prevalence of 10 smoking cessation methods commonly used by adult cigarette smokers and observed that 35.3% were using e-cigarettes. This percentage of e-cigarette use was higher compared to the use of other FDA-approved cessation aids. However, most e-cigarette users do not quit smoking cigarettes, instead, they use both products²⁰.

A recent meta-analysis showed that e-cigarette use among non-smoking young people was associated with four-and-a-half-fold higher odds of subsequently reporting becoming smokers²¹. Bertoni and Szklo reported that more than half of the individuals who have used e-cigarettes in their lives, or who currently use e-cigarettes, have never used conventional cigarettes. This data again raises the question of what the real purpose of e-cigarettes is and who is the target population using e-cigarettes²². It is essential to reinforce the positive impact that anti-smoking campaigns have had in recent decades. According to The Tobacco Atlas, between 2007 to 2019 the percentage of smokers declined from 22.7 to 19.6%. Public policies, such as tax and price increases and smoke-free air laws, have obtained important results in reducing consumption²³. On the other hand, we are seeing the exponential growth of e-cigarettes use, and despite this product being sold as a smoking cessation aid, studies are warning about the possible negative impact of the spread of these products, going against all the work and effort of anti-smoking policies²².

The device delivers nicotine in the absence of burning tobacco. Contrary to the believe that e-cigarettes help a person to quit smoking, the current evidence shows that e-cigarettes may indeed stimulate the smoking habit among young people and hinder quit attempts

of smokers¹. Although e-cigarettes were developed to help smoke cessation, the evidence is yet insufficient to recommend the product for this purpose¹⁹.

The impact of e-cigarettes on human health

Currently, several studies are showing the evidence of the negative impact of e-cigarettes on human health. As a relatively new product, there are several studies showing acute side effects of the device. Nonetheless, there is still a lot to explore, especially considering chronic exposure.

According to the CDC, the use of any tobacco products by youth, including e-cigarettes, is unsafe³. E-cigarette aerosol is not harmless, e-cigarettes with nicotine can cause lung and cell damage. Other negative effects include poisoning and immediate inhalation toxicity, and seizures, especially in children and adolescents²⁴.

Studies have shown that vapors produced by e-cigarettes can contain more than 2,000 toxic substances. Formaldehyde, tobacco alkaloids, tobacco-specific nitrosamines, anthracene, and heavy metals found in the product are carcinogenic and well known to damage health, similar to what is found in conventional cigarettes¹³. Despite this relevant information, the causal association between e-cigarettes and the development of cancer has not been well-established in the literature. Nonetheless, a recent review reported that even though more evidence is necessary, e-cigarettes are implicated in DNA damage of oral mucosal cells⁴.

The e-cigarettes are being associated with higher plaque index, increased periodontal pocket depth, severe periodontitis, changes in the microbiological composition of the subgingival biofilm (as occurs with smokers), potential to favor the virulence of fungus, stimulating its growth in the most aggressive form, and favoring the adhesion and accumulation of bacteria²⁵. A recent systematic review observed that e-cigarettes have a potentially negative impact on peri-implant health²⁶.

In the respiratory system, e-cigarette users have reported several negative symptoms involving the nose, mouth, throat, and airways². These included chronic bronchitis symptoms (chronic cough, phlegm, or bronchitis), sputum/wheeze, asthma, and asthma exacerbations². Additionally, e-cigarettes are associated with a new disease called “e-cigarette or vaping, product use associated lung injury” or EVALI. Currently, anecdotal information suggested that one of the major causes of EVALI could be the tetrahydrocannabinol (THC), and/or the vitamin E acetate contained in e-cigarette products. The data available

are not enough to rule out the association of other substances with EVALI cases³.

A recent publication of the American Heart Association reported that early molecular and clinical evidence suggests several acute physiological effects from e-cigarettes, especially those containing nicotine⁵. Considering the acute effects, it was reported: platelet activation, thrombosis, endothelial dysfunction, coronary vasoconstriction, and ventricular arrhythmogenesis. In summary, these effects can lead to myocardial ischemia, myocardial infarction and increased myocardial demand for oxygen and nutrients⁵.

Products of dubious origin, manufactured without quality standards, besides causing damage to the respiratory system, can lead to malfunctioning of the devices that can cause injuries and burns, largely due to the explosion of lithium batteries²⁷.

Taking history in patients who are using e-cigarettes (vaping)

Based on the evidence described above, taking histories of vaping patients', as part of the medical history review has become important. The usual procedure is to ask question about social habits such as smoking, using other tobacco products, drugs and alcohol intake. This has been well emphasized by dental schools around the country. However, we do not ask questions about e-cigarettes and vaping²⁸. Patients feel that by replacing tobacco products with e-cigarettes, they no longer smoke. Thus, it is our obligation as health educators to teach the future professionals about e-cigarettes, so they will develop skills to properly educate their own patients.

New strategies have been suggested to address the habits of e-cigarette users. Taking that into account, our group recently published an editorial suggesting the incorporation of the following questions related to the vaping habits of patients in dental charts^{29,30}:

1. Type: Patients should be asked about the specific type of e-cigarettes they use: the brand, if they are rechargeable or disposable. This improves understanding of the content of the device, the amount of nicotine inhaled and how many puffs the user can take per device;
2. Duration and frequency of use: Number of puffs from the device and average duration of each device until purchase of a new one or recharge of the current one. These information helps to better understand the intensity of exposure to the device;

3. Timing of Use: inquire about when patients usually use e-cigarettes (e.g., with friends, in stressful situations);
4. Concurrent Use: assess whether patients use e-cigarettes in conjunction with conventional cigarettes or other products, such as marijuana, alcohol;
5. General Health Symptoms (e.g. nausea, cough, fatigue, fever, chest pain, shortness of breath);
6. Oral Symptoms (e.g., dry mouth, changes in taste, sores, mucosal irritation)³⁰.

In summary, aspects that would be important in the history-taking process would include the education of patients about the e-cigarettes and their contents, the development of diseases, that have been associated with the device, the high nicotine content, the health effects of nicotine and other chemicals, and the importance of discarding the device properly to avoid environmental contamination^{6,28}.

The impact of e-cigarettes on the environment

In 2020, the FDA removed flavored pod-based e-cigarettes like JUUL from the market. As a result, the use of flavored disposable e-cigarettes increased significantly⁶. According to Tobacco Atlas, in the USA, in 2021, 53.7% of e-cigarette users use disposable devices¹.

E-cigarette waste contains components such as e-liquid containers, packaging, and batteries. The types of e-cigarettes waste reported in the literature are:

1. Plastic waste: Several e-cigarettes are disposable, single-use plastic cartridges, non-biodegradable, and poorly recyclable⁶.
2. Electronic waste: Disposable e-cigarettes are frequently disposed of carelessly. These products contain printed circuit boards and lithium-ion batteries, which pose significant risks, including environmental contamination and the potential for explosions or fires⁶.
3. Chemical waste: E-cigarette devices and e-liquid cartridges cannot be recycled with other plastic waste since they have nicotine residues⁶.

A recent survey with 15 to 24-year-old reported that 68% of disposable e-cigarette users threw their empty devices in the regular trash, 13% dropped them in regular recycling bins, 9% littered them on the ground, and 8% sent them to electronic recycling facilities. Moreover, 19% of current e-cigarette users throw five

or more devices in the trash every month. This behavior is contributing to the increasing global problem of electronic waste⁷.

E-cigarettes should not be disposed of in the regular waste unit, or their liquid poured down the sink. In the case of the tobacco cigarette butt, the solution found for the waste was the introduction of measures to make tobacco companies responsible for reducing and managing this waste through a mandatory product stewardship scheme²⁹. This issue should be addressed also by companies that produce e-cigarettes because they do not provide clear instructions to users on how to dispose the device⁶.

Additionally, regulatory agencies must collaborate to establish guidelines that facilitate the safe recycling and reduction of electronic waste from e-cigarettes. This issue requires urgent attention, as implementing product stewardship is an effective approach to hold e-cigarette companies accountable for their environmental impact and reduce pollution⁷.

CONCLUSION

The findings of the present review suggest that it would be important to incorporate target questions concerning patients vaping habits in the dental curriculum, as well as developing teaching opportunities for students and providers. We suggest that our findings should be included in the history-taking forms as another social habit question, in addition to smoking, drinking and use of drugs. With this knowledge, dental students and providers can educate their patients. Furthermore, in order to better understand the impact of e-cigarettes on health, it is crucial to document the patients' vaping habits, and to provide them with proper education and counseling.

AUTHORS' CONTRIBUTIONS

BNFLM: conceptualization, formal analysis, investigation, methodology, writing – original draft, writing – review & editing. ACPR: writing – review & editing. TBB: writing – review & editing. ARSS: conceptualization, writing – original draft, writing – review & editing. KL: writing – review & editing. CAM: conceptualization, formal analysis, investigation, methodology, resources, supervision, visualization, writing – original draft, writing – review & editing.

CONFLICT OF INTEREST STATEMENT

Funding: We, the authors of this manuscript, declare that there is no financial relationship with any commercial association, current or within the past 2 years, which might pose a potential, perceived, or real conflict of interest. This includes grants, patent-licensing arrangements, consultancies, stock or other equity ownership, advisory board memberships, or payments for conducting or publicizing our study. The authors also state the material is original, has not been published elsewhere, and is being submitted only to Journal of Oral Diagnosis.

Competing interests: The authors have no relevant financial or non-financial interests to disclose.

Ethics approval: Not applicable.

REFERENCES

1. The Tobacco Atlas. Challenges e-cigarettes & HTPs [Internet]. 2022 [cited 2023 Mar 28]. Available from: <https://tobaccoatlas.org/challenges/e-cigarettes-htps/>
2. McConnell R, Barrington-Trimis JL, Wang K, Urman R, Hong H, Unger J, et al. Electronic cigarette use and respiratory symptoms in adolescents. *Am J Respir Crit Care Med*. 2017;195(8):1043-9. <https://doi.org/10.1164/rccm.201604-0804OC>
3. Centers for Disease Control and Prevention. Outbreak of lung injury associated with the use of e-cigarette, or vaping products [Internet]. 2020 [cited 2023 Mar 27]. Available from: https://www.cdc.gov/tobacco/basic_information/e-cigarettes/severe-lung-disease.html#overview
4. Guo J, Hecht SS. DNA damage in human oral cells induced by use of e-cigarettes. *Drug Test Anal*. 2022;15(10):1189-97. <https://doi.org/10.1002/dta.3375>
5. Rose JJ, Krishnan-Sarin S, Exil VJ, Hamburg NM, Fetterman JL, Ichinose F, et al. Cardiopulmonary impact of electronic cigarettes and vaping products: a scientific statement from the American Heart Association. *Circulation*. 2023;148(8):703-28. <https://doi.org/10.1161/CIR.0000000000001160>
6. Pourchez J, Mercier C, Forest V. From smoking to vaping: a new environmental threat? *Lancet Respir Med*. 2022;10(7):e63-e64. [https://doi.org/10.1016/S2213-2600\(22\)00187-4](https://doi.org/10.1016/S2213-2600(22)00187-4)
7. Johnson B. EPA opinion letter on e-liquid as hazardous waste: discarded or neglected vaping products may contain harmful substances, including unused e-liquid [Internet]. 2015 [cited 2023 Mar 27]. Available from: <https://rcrapublic.epa.gov/files/14850.pdf>
8. Martín Carreras-Presas C, Naeim M, Hsiou D, Somacarrera Pérez ML, Messadi DV. The need to educate future dental professionals on E-cigarette effects. *Eur J Dent Educ*. 2018;22(4):e751-e758. <https://doi.org/10.1111/eje.12390>
9. Tunes S. Quase 1 milhão de brasileiros fumam regularmente cigarros eletrônicos [Internet]. *Revista Pesquisa FAPESP*; 2022 [cited 2023 Mar 27]. Available from: <https://revistapesquisa.fapesp.br/quase-1-milhao-de-brasileiros-fumam-regularmente-cigarros-eletronicos/>
10. Centers for Disease Control and Prevention. About e-cigarettes (vapes) [Internet]. [cited 2023 Mar 27]. Available from: https://www.cdc.gov/tobacco/basic_information/e-cigarettes/about-e-cigarettes.html#:~:text=Top%20of%20Page-,Are%20e%2Dcigarettes%20less%20harmful%20than%20regular%20cigarettes%3F,in%20smoke%20from%20regular%20cigarettes
11. Centers of Disease Control and Prevention. E-cigarette, or vaping, products visual dictionary [Internet]. [cited 2023 Mar 27]. Available from: https://www.cdc.gov/tobacco/basic_information/e-cigarettes/pdfs/ecigarette-or-vaping-products-visual-dictionary-508.pdf
12. American Cancer Society. E-cigarettes and vaping [Internet]. [cited 2023 Mar 27]. Available from: <https://www.cancer.org/healthy/stay-away-from-tobacco/e-cigarettes-vaping/what-do-we-know-about-e-cigarettes.html>
13. Cattley RC, Kromhout H, Sun M, Tokar EJ, Abdallah MAE, Bauer AK, et al. Carcinogenicity of anthracene, 2-bromopropane, butyl methacrylate, and dimethyl hydrogen phosphite. *Lancet Oncol*. 2023;25(5):431-2. [https://doi.org/10.1016/S1470-2045\(23\)00141-9](https://doi.org/10.1016/S1470-2045(23)00141-9)
14. Zhu SH, Sun JY, Bonnevie E, Cummins SE, Gamst A, Yin L, et al. Four hundred and sixty brands of e-cigarettes and counting: implications for product regulation. *Tob Control*. 2014;23 Suppl 3(Suppl 3):iii3-9. <https://doi.org/10.1136/tobaccocontrol-2014-051670>
15. Wang TW, Neff LJ, Park-Lee E, Ren C, Cullen KA, King BA. E-cigarette use among middle and high school students – United States, 2020. *MMWR Morb Mortal Wkly Rep*. 2020;69(37):1310-2. <https://doi.org/10.15585/mmwr.mm6937e1>
16. Action on Smoking and Health. Use of e-cigarettes (vapes) among adults in Great Britain [Internet]. 2021 [cited 2023 Mar 27]. Available from: <https://ash.org.uk/uploads/Use-of-e-cigarettes-among-adults-in-Great-Britain-2023.pdf>
17. Martins BNFL, Normando AGC, Rodrigues-Fernandes CI, Wagner VP, Kowalski LP, Marques SS, et al. Global frequency and epidemiological profile of electronic cigarette users: a systematic review. *Oral Surg Oral Med Oral Pathol Oral Radiol*. 2022;134(5):548-61. <https://doi.org/10.1016/j.oooo.2022.07.019>
18. Hartmann-Boyce J, McRobbie H, Butler AR, Lindson N, Bullen C, Begh R, et al. Electronic cigarettes for smoking cessation. *Cochrane Database Syst Rev*. 2021;9(9): CD010216. <https://doi.org/10.1002/14651858.CD010216.pub6>
19. Centers for Disease Control and Prevention. A summary of smoking cessation: a report of the Surgeon General – 2020. Adult smoking cessation – the use of e-cigarettes [Internet]. 2020 [cited 2023 Mar 27]. Available from: <https://www.cdc.gov/tobacco/sgr/2020-smoking-cessation/fact-sheets/pdfs/adult-smoking-cessation-e-cigarettes-use-h.pdf>
20. Caraballo RS, Shafer PR, Patel D, Davis KC, McAfee TA. Quit methods used by us adult cigarette smokers, 2014-2016. *Prev Chronic Dis*. 2017;14:E32. <https://doi.org/10.5888/pcd14.160600>
21. Khouja JN, Suddell SF, Peters SE, Taylor AE, Munafò MR. Is e-cigarette use in non-smoking young adults associated with later smoking? A systematic review and meta-analysis. *Tob Control*. 2020;30(1):8-15. <https://doi.org/10.1136/tobaccocontrol-2019-055433>

-
22. Bertoni N, Szklo AS. Electronic nicotine delivery systems in Brazilian state capitals: prevalence, profile of use, and implications for the National Tobacco Control Policy. *Cad Saude Publica*. 2021;37(7):e00261920. <https://doi.org/10.1590/0102-311X00261920>
 23. World Health Organization. World Health Organization global report on trends in the prevalence of tobacco smoking 2000-2025. 2nd ed. Geneva: World Health Organization; 2019.
 24. Banks E, Yazidjoglou A, Brown S, Nguyen M, Martin M, Beckwith K, et al. Electronic cigarettes and health outcomes: umbrella and systematic review of the global evidence. *Med J Aust*. 2023;218(6):267-75. <https://doi.org/10.5694/mja2.51890>
 25. Rouabhia M, Semlali A. Electronic cigarette vapor increases *Streptococcus mutans* growth, adhesion, biofilm formation, and expression of the biofilm-associated genes. *Oral Dis*. 2021;27(3):639-47. <https://doi.org/10.1111/odi.13564>
 26. Youssef M, Marzouk T, Abdelsalam H, Hans Malmstrom, Barmak AB, Fraser D, et al. The effect of electronic cigarette use on peri-implant conditions in men: a systematic review and meta-analysis. *Oral Surg Oral Med Oral Pathol Oral Radiol*. 2023;135(4):492-500. <https://doi.org/10.1016/j.oooo.2022.08.010>
 27. Brownson EG, Thompson CM, Goldsberry S, Jonathan Chong H, Friedrich JB, Pham TN, et al. Explosion injuries from e-cigarettes. *N Engl J Med*. 2016;375(14):1400-2. <https://doi.org/10.1056/NEJMc1608478>
 28. Worsley DJ, Jones K, Marshman Z. Patients are asking about e-cigarettes. What do we tell them? *Br Dent J*. 2014;217(2):91-5. <https://doi.org/10.1038/sj.bdj.2014.596>
 29. Lee R. Rethinking e-smoking. *Br Dent J*. 2023;234(1):12. <https://doi.org/10.1038/s41415-023-5443-3>
 30. Santos-Silva AR, Martins BNFL, Lopes MA, Migliorati CA. Integrating e-cigarette (vaping) questions into medical and dental charts: a critical need. *Oral Surg Oral Med Oral Pathol Oral Radiol*. 2024;137(2):93-4. <https://doi.org/10.1016/j.oooo.2023.10.007>